

Hollow Psalm

for Javanese gamelan and orchestra

David M. Gordon

Hollow Psalm




for the Chicago Sinfonietta and the NIU Gamelan Ensemble

David M. Gordon

Duration: ca. 11'20"

Instrumentation

Unless otherwise noted, instruments sound as written in the score

- **Piccolo**
 - Sounds one octave higher than written in the score
- **2 Flutes**
- **2 Oboes**
- **2 Clarinets in B \flat (Clarinet II doubles on B \flat Bass Clarinet)**
- **2 Bassoons**
- **4 Horns in F**
- **Trombone**
- **Bass Trombone**
- **Tuba**
- **Large Timpano**
- **Percussion I**
 - Almglocken
 - Written range needed: 
 - Sound one octave higher than written in the score
 - Chimes
 - Large Bass Drum
 - Shared with Percussion II
 - Large Tam-Tam
 - Suspended Cymbal
- **Percussion II**
 - Almglocken
 - Written pitches needed: 
 - Sound one octave higher than written in the score
 - Crotales
 - Written range needed: 
 - Sound two octaves higher than written in the score
 - Large Bass Drum
 - Shared with Percussion I
 - Xylophone
 - Sounds one octave higher than written in the score
- **Violins I**
- **Violins II**
- **Violas**
- **Violoncellos**
- **Contrabasses**
- **Gender Barung**
 - Needs 2 genders—1 in pelog, 1 in slendro
 - Pitches needed:

1	2	3	5	6	11	12	13	↓6	1	2	3	5	11	12	13
---	---	---	---	---	----	----	----	----	---	---	---	---	----	----	----

- **Ketuk / Bedug**
 - Any large, double-headed barrel drum may substitute for the bedug
- **Gong Suwuk / Gong Ageng**
 - Gong ageng is shared with the Bonang Panerus / Gong Ageng player
- **Kempul**
 - Pitches needed: $\frac{47}{|} \frac{1}{|} \frac{2}{|} \frac{4}{|} \frac{5}{|} \frac{1}{|} \frac{3}{|}$
- **Saron Panerus (Peking)**
 - Needs 2 sarons—1 in pelog, 1 in slendro
- **2 Sarons Barung I**
 - Each player needs 2 sarons—1 in pelog, 1 in slendro
- **2 Sarons Barung II**
 - Each player needs 2 sarons—1 in pelog, 1 in slendro
- **2 Sarons Demung**
 - Each player needs 2 sarons—1 in pelog, 1 in slendro
- **Slentem / Kempuli**
 - Needs 2 slentems—1 in pelog, 1 in slendro
 - Any medium-sized kettle gong may substitute for the kempli
- **Bonang Panerus / Gong Ageng**
 - Bonang pitches needed: $\frac{1}{|} \frac{2}{|} \frac{3}{|} \frac{5}{|} \frac{7}{|} \frac{6}{|} \frac{1}{|} \frac{2}{|} \frac{3}{|} \frac{5}{|} \frac{11}{|}$
 - Gong ageng is shared with the Gong Suwuk / Gong Ageng player
- **Bonang Barung**
 - Bonang pitches needed: $\frac{1}{|} \frac{2}{|} \frac{3}{|} \frac{5}{|} \frac{7}{|} \frac{6}{|} \frac{1}{|} \frac{2}{|} \frac{3}{|} \frac{5}{|} \frac{11}{|}$
- **Kenong / Kendang Gending**
 - Kenong pitches needed: $\frac{1}{|} \frac{2}{|} \frac{3}{|} \frac{5}{|} \frac{1}{|} \frac{2}{|} \frac{3}{|} \frac{5}{|}$

Abbreviations

Alm	Almglocken	Kmp	Kempul
B	Brass Mallets	Kn	Kenong
BB	Bonang Barung	Kt	Ketuk
B Cl	Bass Clarinet	MHY	Medium-Hard Yarn Mallets
BD	Bass Drum	MR	Medium Rubber Mallets
Bd	Bedug	NH	Normal Saron Hammer
BDB	Bass Drum Beaters	Ob	Oboe
BP	Bonang Panerus	Pc	Percussion
Bsn	Bassoon	Picc	Piccolo
B Trb	Bass Trombone	RH	Rawhide Chime Hammers
Cb	Contrabass	SB	Saron Barung
Chm	Chimes	SC	Suspended Cymbal
Cl	Clarinet	SD	Saron Demung
Cro	Crotales	Sl	Slentem
Fl	Flute	SP	Saron Panerus
GB	Gender Barung	Timp	Timpano
Gng	Gong Suwuk and/or Gong Ageng	Trb	Trombone
HF	Hard Felt Timpani Mallet(s)	TT	Tam-Tam
Hn	Horn	TTB	Tam-Tam Beater
HP	Hard Plastic Mallets	Vc	Violoncello
HR	Hard Rubber Mallets	Vla	Viola
HY	Hard Yarn Mallets	Vln	Violin
Kd	Kendang Gending	WT	Wooden-Headed Timpani Mallets
Kli	Kempli	Xyl	Xylophone

Performance Notes

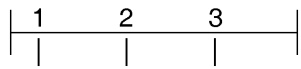
Special Notations



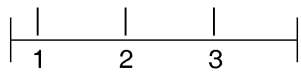
♯ = quarter tone higher than indicated pitch



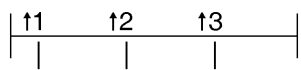
♭ = quarter tone lower than indicated pitch



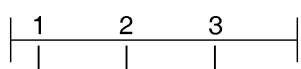
number above the line = play the indicated pitch in the pelog tuning system



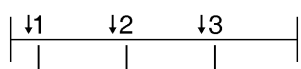
number below the line = play the indicated pitch in the slendro tuning system



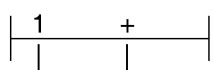
↑ = play the indicated pitch in the instrument's highest octave (this symbol only applies to the pitch it immediately precedes)



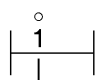
no arrow = play the indicated pitch in the instrument's middle octave



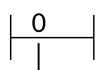
↓ = play the indicated pitch in the instrument's lowest octave (this symbol only applies to the pitch it immediately precedes)



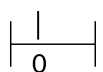
+ = dampen the previous note



o = strike the indicated gong to the side of the knob (i.e., button, dome, nipple)



0 above the line = strike the Gong Suwuk



0 below the line = strike the Gong Ageng

Special Performance Instructions

- All percussion instruments must be allowed to ring throughout the work.
- All string instruments must be played without vibrato for the entire work.